



# EDP Innovation



# EDP GROUP OVERVIEW



**CONSOLIDATED 2018**  
Clients: ~11Mn  
EBITDA: € 3.3 Bn  
Generation cap: 27.1GW

## EDP PORTUGAL

32% of EBITDA\*  
#1 Producer, distributor and trader in Portugal

## EDP RENEWABLES

WIND & SOLAR POWER  
39% of EBITDA\*  
#4 player in wind power worldwide

## EDP BRAZIL

20% of EBITDA\*  
#4 private wholesale market player  
#5 private power generation

## EDP SPAIN

9% of EBITDA\*  
# 2 in gas retail



● Gen., Dist., Retail + Renewables

● Renewables

● Other Business

\* Percentage of recurrent EBITDA

# EDP INNOVATION PRIORITIES


## SMARTER GRIDS

Smart Grids Infrastructure  
Energy Distribution Management  
Demand Response  
Energy Aggregation  
Micro-Grids



## CLEANER ENERGY

Centralized Renewable Energy  
Assets Monitoring and Sensing  
Preventive / Predictive analytics  
O&M



## CLIENT-FOCUSED SOLUTIONS

Energy Efficiency  
Mobility  
Connected/Smart Homes  
Distributed Solar  
New services / new offers



## DATA LEAP / DIGITAL

Big Data and Advanced Analytics  
IoT  
Cybersecurity  
Artificial Intelligence  
Augmented Reality  
Blockchain  
Quantum Computing



## STORAGE AND FLEXIBILITY


Flexibility and aggregation for demand response  
Preventive / Predictive analytics for energy storage technologies  
Storage behind-the-meter  
Utility-scale storage

# OUR 2030 VISION

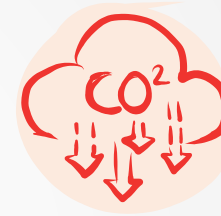
Leading the energy transition to create superior value



**Decarbonization**



**>90%  
renewables  
generation**




**Reduce 90%  
specific  
emissions** (vs 2005  
levels)



**Become  
coal-free**




**Digitalization**



**>4 Mn decentralized  
solar PV panels  
installed**



**>1 Mn clients  
with e-mobility  
solutions**



**100% smart  
grids**  
(in Iberia)



**Decentralization**

# EDP's **STARTUP ROUTE**

How we work with startups

